



How to separate and dispose of household recyclables and garbage

Issued June 2025

- Please separate recyclables from garbage.
- Please put them out by 8:00 a.m. on the day of collection at the designated location.
- Collection days are set by area.


Recyclables

(Put out at the recyclable collection point (where the container is placed))

Collection is
once a week


Collection day

Newspaper



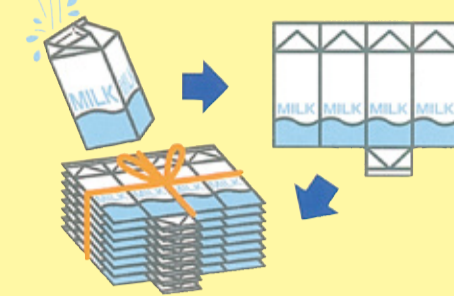
Bundle them with string before disposal.
Dispose of advertisements with newspapers.

Magazines and miscellaneous papers



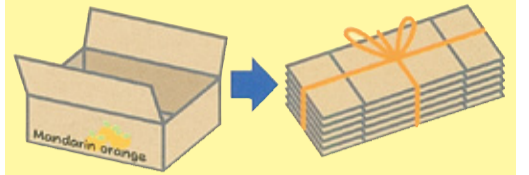
- Booklets, magazines, etc. Bundle them with string before disposal.
- Paper boxes, cardstock, etc. Dispose of these items in a paper bag.

Paper cartons



- ① Rinse the inside with water.
- ② Cut open and dry.
- ③ Bundle with string.

Cardboard



Fold and bundle them with string before disposal.

Glass bottles

- ① Remove the cap.
- ② Rinse the inside with water.
- ③ Place in the yellow container.



Metal caps → **Non-burnable trash**

Metal cans

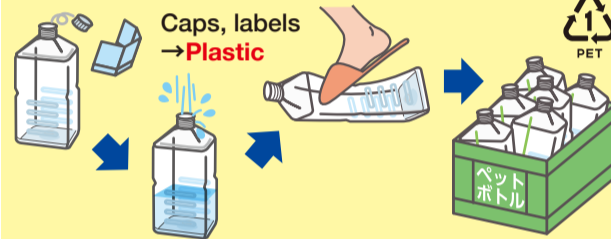
- ① Rinse the inside with water.
- ② Place in the blue container.



Spray cans, cassette cylinders, paint cans, and dirty cans.
→ **Non-burnable trash**

PET bottles

- ① Remove the cap and label.
- ② Rinse the inside with water.
- ③ Crush if possible.
- ④ Place in the green container or mesh net for PET bottles.



Notice

Plastics cannot be disposed of at the recyclables collection point. See below for the plastic disposal method.

Plastic (Door to door collection)

Collection is
once a week

Collection day

This is for items with a plastic mark and items made entirely of plastic.

Foam trays and cups



Caps and labels



Bottles



Styrofoam and cushioning materials



Plastic bags



Plastic products



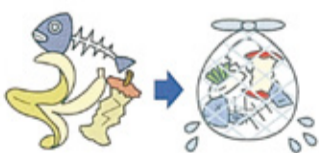
- Dispose of these items in a garbage container with a lid or in a clear or semi-transparent bag.
- If the plastic is dirty, rinse it with water or wipe it out with a cloth.
- Dispose of these items as burnable trash if they are not clean after being washed.

Burnable Garbage (Door to door collection)

Collection is
twice a week

Collection day

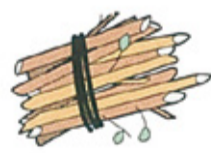
Food waste



Paper scraps



Wood scraps



Disposable diaper



Rubber products



balls

Leather goods



bags

shoes

- Dispose of these items in a garbage container with a lid or in a clear or semi-transparent bag.
- Drain water well before disposing of food scraps.
- Wrap bamboo skewers and other items with sharp, easily piercing tips in paper and label them "キケン".
- Tree branches, etc., should be cut into 50 cm lengths and bundled with string.
- Remove as much content from diapers, etc. as possible.
- Micro beads, feather cushions, etc., smaller than 30 cm should be placed in a separate bag and labeled with the name of the item.

Non-burnable Garbage (Door to door collection)


Collection is
twice a month

Collection day

Metal Products



Glass products



Ceramics



Aluminum foil



Thermometers/ blood pressure meters



Spray can



Lighter




- Dispose of these items in a garbage container with a lid or in a clear or semi-transparent bag.
- Soil, stones, and sand cannot be collected by the City.
- Items with sharp and easily piercing tips, such as glass, sewing needles and knives, should be wrapped in thick paper and labeled "キケン".
- Spray cans, cassette cylinders, and lighters should be put in a separate bag and disposed of with the product type indicated.


Oversized Garbage [For Fee]

Furniture, electrical appliances (except TVs, air conditioners, refrigerators and freezers, washing machines, clothes dryers, and computers), and other large items whose longest part exceeds 30 cm are considered oversized garbage. Please apply to the Oversized Garbage Reception Center.

Oversized Garbage Reception Center
Telephone Reception **TEL:03 (6747) 5111**
Monday to Saturday 8:00 a.m. to 7:00 p.m.
(closed during year-end and New Year holidays; available on national holidays)
Internet Reception (24 hours)
https://ecolife.e-tumo.jp/taitosodai-u/



- Application Process●
- ① Apply to the Oversized Garbage Reception Center by phone or internet.
Information about collection days and paid oversized garbage disposal tickets.
 - ② Purchase a Taito City paid oversized garbage disposal ticket, write your name or reception number and the scheduled collection date, and affix it in an easily visible place.
 - ③ Place the item out by 8:00 a.m. on the day of collection at the designated location.




Items not collected by the City

Products subject to the Home Appliance Recycling Law

- Air conditioners
- Refrigerators and freezers
- Televisions (CRT, LCD, plasma, OLED)
- Washing machines and clothes dryers

Recycling fees are always required.
(The amount varies depending on the manufacturer and model number.)

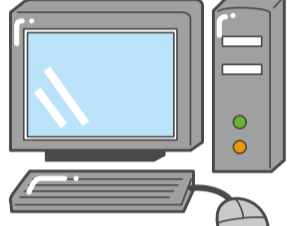


Contact the store where you bought the appliance or the Appliance Recycling Reception Center.



Appliance Recycling Reception Center
Telephone Reception **TEL:0570 (08) 7200**
Monday to Friday 9:00 a.m. to 5:00 p.m.
(closed during holidays, year-end and New Year holidays)
Internet Reception (24 hours, not available during year-end and New Year holidays)
https://kaden23rc.jp



Home-use computers
Each manufacturer collects their PCs and displays. The City does not collect these items. Contact the manufacturer.



PC3R Promotion Association
TEL:03 (5282) 7685
https://www.pc3r.jp



PCs purchased after October 2003 that have the "PC Recycle Mark" are not charged a recycling fee.

Recyclables collected at City Hall and municipal offices

Batteries (manganese, alkaline, oxyride)	Waste cooking oil (vegetable oil)	Cloth (old clothes, towels, sheets, blankets)	Small household appliances
Dispose of batteries in the collection box while the office is open. 	Bring waste oil in a container with a tight-fitting lid by noon on the fourth Thursday of the month. 	Dispose of cloth in the dedicated container by noon on the 1st and 3rd Thursdays of the month. 	We collect smartphones, cell phones, digital cameras, portable video cameras, electronic dictionaries, car navigation systems, portable game consoles, desktop calculators, AC adapters, and portable music players. Dispose of these items in the collection box while the office is open. 

All garbage and recyclables from businesses are subject to a fee.



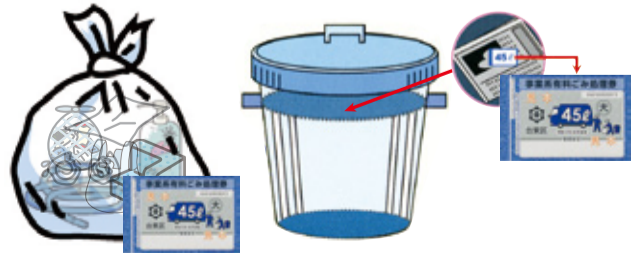
The law stipulates that businesses that generate garbage and recyclables as a result of their business activities are responsible for their own disposal. In addition, oversized garbage from businesses is not collected by the City. Please make a request to the following contact for commercial garbage to dispose of it.

- Tokyo Environmental Sanitation Cooperative Association, Taito-ku Branch **TEL: 03 (5827) 3103**
 - Tokyo Metropolitan Industrial Resources Recycling Association **TEL: 03 (5283) 5455**
- Tokyo Waste Business Cooperative **TEL: 03 (3232) 6249**
 - Tokyo Clean Recycle Association **TEL: 090 (2470) 9688**

If the amount of garbage generated is small, it can be disposed of by City collection with a business garbage disposal ticket attached. To use City collection, note the following:

- When waste and recyclables from businesses are put out for collection by the City
- Purchase a "Business Garbage Disposal ticket" at a handling location in Taito City (convenience stores or other stores with a sign indicating handling) or at the Taito Waste Disposal Office.
- * Tickets from other municipalities are not accepted.



Recyclables		Plastic	Burnable Garbage	Non-burnable Garbage
Newspaper, magazine, cardboard Bundle them by type with string and attach a business garbage disposal ticket where it can be seen. <ul style="list-style-type: none">● Newspapers, magazines Height 10cm and one 10L ticket● Cardboard (roughly 35cm x 35cm x 55cm) 2 for one 10L ticket 	Bottles, cans, PET bottles Place each type of garbage in a clear bag and affix business garbage disposal ticket according to its capacity before disposing of it. *It is also possible to place each type of waste in separate bags and then combine them into one large bag and affix a sticker to the bag. 	Place in a garbage container with a lid or a clear or semi-transparent bag, affix business garbage disposal ticket according to the volume to dispose of these items. 		

No more than three 45-liter bags of garbage per pickup from both businesses and households.

For inquiries about garbage separation contact the Taito Waste Disposal Office

☎03 (3876) 5771

For inquiries about recyclables contact the Cleaning and Recycling Section

☎03 (5246) 1291

Illegal dumping of garbage is punishable by law by imprisonment for up to five years or a fine of up to 10 million yen.