



# TAITO CITY LIFE NEWS

2016.12 Vol. 5

Published by:

Residents' Support Section, Residents' Support Division, Taito City Office, 4-5-6 Higashi-Ueno, Taito-ku 110-8615, Tel: 03-5246-1126

[http://www.city.taito.lg.jp/index/kurashi/foreigner/life\\_news.html](http://www.city.taito.lg.jp/index/kurashi/foreigner/life_news.html)

## The Individual Number System: In Use Since January 2016



### Have You Gotten an Individual Number Card Yet?

- ◆ Your individual number (My Number) is required for procedures such as those related to health insurance, taxes and child allowances.
- ◆ You must confirm your personal identification when using your individual number.

**Note:** To prevent identity theft, your individual number and your identity will be checked for accuracy.

#### If You Have an Individual Number Card

- ★ This one card can confirm your individual number and identity.



(Individual Number Card)

#### If You Do Not Have an Individual Number Card

- ★ More than one document is required to confirm your identification.

Required to confirm your individual number



(Notification Card)

Required to confirm your identity



(Residence Card)

**Note:** For more information, please ask at the service counter where you are completing procedures.

### Your First Individual Number Card Is Free

Please bring the following documents to service counter No. 12 on the first floor of the Taito City Office. Please note that it takes around two months to process a card.

- Residence card
- Photograph for ID card (4.5 cm long x 3.5 cm wide)  
Taito City will take your photo free of charge if you are 65 years of age or older.
- Notification card
- Basic resident registration card (if you have one)

### Toll-Free Information Line in English, Chinese, Korean, Spanish and Portuguese

- Concerning the Individual Number System  
**Tel:** 0120-0178-26
- Concerning Notification Cards and Individual Number Cards  
**Tel:** 0120-0178-27
- Hours  
Weekdays, 9:30 a.m. to 8 p.m.  
Saturdays, Sundays and national holidays, 9:30 a.m. to 5:30 p.m.  
(Closed for the year-end/New Year's holidays from December 29 through January 3)

# Disposal Procedures for Recyclable Resources

Disposal procedures for recyclable resources from households


**Note:** There is a collection fee for companies and shops.

1. Collection is done once a week.
2. Follow the rules concerning the day of the week for collection, which differs depending on where you live.
3. Take your items to the designated location by 8 a.m. on the collection day.

**Note:** Please contact the Taito City Office for information on the collection schedule and location for your neighborhood.

**These items cause odors. Please rinse them with water before disposal.**


## Glass bottles



Remove caps.


**Note:** Dispose of metal caps with noncombustible garbage.

## Cans



Do not remove the pull-tabs.


## Plastic PET bottles



Remove the caps and labels.

**Note:** Dispose of plastic caps with combustible garbage.

## Polystyrene foam food trays and cups




Remove the plastic wrap and seals.

## Used paper

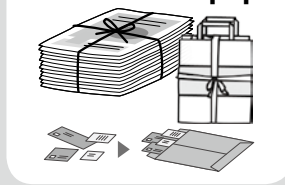
1. Bundle newspapers, magazines, miscellaneous paper, cardboard and paper cartons with string according to type.
2. Place bundles next to the container for bottles and cans.

## Newspapers




You can bundle advertisements and fliers together with newspapers.

## Magazines and miscellaneous paper



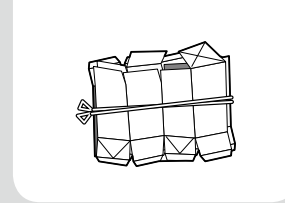
Place small pieces of paper in a paper bag, envelope or similar container.

## Cardboard



Fold flat before bundling.

## Paper cartons



Rinse with water and cut open.

**Inquiries:** Waste & Recycle Section, **Tel:** 03-5246-1291

## Taito City Calligraphy Museum

**Hours:** 9:30 a.m. to 4:30 p.m. (admission until 4 p.m.)

**Closed:** Mondays (or the following day if Monday is a national holiday) and during the year-end/New Year's holidays and special inventory periods.

**Note:** The museum also closes while exhibitions are being changed, so please check the museum website (listed at right) for details.

**Admission fee:** Adults and university students: ¥500 (¥300)  
High school, junior high and elementary school students: ¥250 (¥150)

The figure in parentheses ( ) is for groups of twenty persons or more.

• Admission on Saturdays is free for elementary and junior high school students who live or go to school in Taito City

and their chaperones.

- Admission is free for those with a handbook for the disabled or those with a special illness medical certificate and their caretakers.

**Location:** 2-10-4 Negishi, Taito-ku, Tokyo, **Tel:** 03-3872-2645

**Access:** A five-minute walk from the north exit of JR Uguisudani Station

A three-minute walk from Bus Stop No. 22, Iriya Kuminkan Negishi Bunkan (Shodo Hakubutsukan), on the City Circular Route Bus "Kita-Megurin"

**Note:** There is no parking available.

**Website:** <http://www.taitocity.net/zaidan/shodou/>



The website can also be accessed from here.


# Follow the Garbage Disposal Rules!

## ► How to Dispose of Your Garbage


1. Separate your garbage into recyclable items, burnable garbage, unburnable garbage and large-size garbage
2. Take your garbage out on the proper collection day, depending on the type of garbage
3. Take your garbage to the designated location according to where you live ⇒ door-to-door collection per building

**Note:** Contact the Waste Collection Office to receive a garbage collection calendar.

### Examples of Garbage Categories



Recyclable items



Burnable garbage



Unburnable garbage



Picked up on a reservation basis

## ► Fees

As a rule, recyclable items, burnable garbage and unburnable garbage from households are collected free of charge. However, if you dispose of four or more 45-liter bags of garbage at one time, you will be charged a fee for the fourth bag and any additional bags.

## ► Large-sized Garbage (from households only)

Oversized garbage is collected on a reservation basis, and fees are charged for pickup. You can make a reservation for this with the Large-size Waste Reception Center. Please make your reservation by telephone or via the Internet.

● Large-size Waste Reception Center

**Tel:** 03-5296-7000 (Monday through Saturday, 8 a.m. to 7 p.m.)

**URL:** <http://sodai.tokyokankyo.or.jp/>



Purchase Large-sized Garbage Disposal Tickets and attach them to your items before disposal.

## ► Companies and Shops (business-related garbage)

Companies and shops are charged fees for the collection of garbage. If you have a company or shop, please contact a waste-handling company and/or a recyclable items collection company for your garbage (please visit the Taito City website for more information). If the amount is small, you can purchase Taito City Business-Related Garbage Disposal Tickets, attach them to your bags, and dispose of them on the same day set for household garbage collection.

(Roughly up to three 45-liter garbage bags.)



Taito City Business-Related Garbage Disposal Tickets

## Let's Cut Down on Kitchen Scraps

Reducing the amount of garbage makes it is easier to dispose of. Dispose of kitchen scraps as burnable garbage. Here are some hints:

**1. Do not buy too many groceries at once**  
Buy only what you will be able to eat

**2. Do not cut off too much**  
Reduce the amount of food scraps and other waste you throw away

**3. Do not wet the peels**  
Wash vegetables after peeling them

**4. Do not create a lot of leftovers**  
Do not make too much food

**5. Drain kitchen scraps**  
Draining kitchen scraps before disposal reduces the smell

**Inquiries:** Taito City Waste Collection Office, **Tel:** 03-3876-5771  
Waste & Recycle Section, **Tel:** 03-5246-1018

## Taito City's Website Is Viewable in Various Languages

The Taito City website can be viewed in eighty-nine languages.

**Languages:** English, Chinese (simplified and traditional characters), Korean, French, Indonesian, Malay, Thai, etc.

### ► Procedure

1. Click the "Multilingual" button on the upper right side of the website

"Multilingual" button



2. Choose a language

**Note:** Since the translation is automated, the text may not be entirely accurate in some cases.

**Inquiries:** Public Relations Section, **Tel:** 03-5246-1021

## Search for a Hospital/Clinic

You can search for a hospital by phone or via the Internet in several foreign languages. They will tell you the location, telephone number, hours and medical departments of the hospital.

### ◇ Telephone

**Languages:** English, Chinese, Korean, Thai and Spanish

**Hours:** 9 a.m. to 8 p.m.

**Tel:** 03-5285-8181

### ◇ Internet (Japanese and English)

**URL:** <http://www.himawari.metro.tokyo.jp/qq/qq13enmnl.asp>



## Consultation Offered in Foreign Languages

### ► Consultations for Foreign Residents

If you have any problems or concerns, please feel free to consult the Foreign Residents' Advisory Center.

| Language | Days                              | Hours            |
|----------|-----------------------------------|------------------|
| Chinese  | First, second and third Thursdays | 10 to 11:30 a.m. |
| English  | First and third Thursdays         | 10 to 11:30 a.m. |
| Korean   | First and third Thursdays         | 2 to 3:30 p.m.   |

**Location:** Residents' Advisory Office (Taito City Office 1F)

### ► Tablet-Based Interpretation Service

While you are at the City Office for your consultation, please feel free to use our interpretation service, which is delivered via a tablet device.

**Languages:** English, Chinese, Korean, Spanish and Portuguese

**Hours:** 8:30 a.m. to 5:15 p.m. (Wednesdays, 8:30 a.m. to 7 p.m.)

Second Sunday of the month, 9 a.m. to 5 p.m.

**Location:** Residents' Advisory Office (Taito City Office 1F)

**Inquiries:** Residents' Advisory Office, Residents' Counseling Section,

**Tel:** 03-5246-1025



## Tourist Information Offered in Five Languages

Tourist information about Taito City is posted in five languages on Facebook (see below). The posts include articles on shops and events within Taito City written by staff members who are native speakers of those languages. City residents should also check out this page!

**Taito:  
Spirit of  
Tokyo**

- Update frequency: Two to three times a week
- Content: Taito City tourist information, information on upcoming events, manner hints for tourists, etc.
- Languages and account names

**English:** Taito: Spirit of Tokyo

**Chinese:** 品味東京心風味

**Korean:** 도쿄의 혼이 깃든 곳

**Thai:** ใต้โต๊ะ หัวใจแห่งโตเกียว ประเทศไทย

**Indonesian:** Taito Jiwa Tokyo

### ▼ To access the account


Please visit the website below for a list of Taito Odekake Navi SNS accounts.

[http://taitonavi.jp/service\\_link.html](http://taitonavi.jp/service_link.html)

**Inquiries:** Tourism Section, **Tel:** 03-5246-1151



The website can also be accessed from here.



## Staying Calm in an Emergency

To avoid confusion when a major earthquake strikes, everyone needs to remain calm while taking action. Please read the following so you can react coolly during a disaster.



### Earthquake! Ten Points to Remember

1. First of all, protect yourself: Take cover under a sturdy table, and stay put until the tremors subside.
2. Calmly check all sources of heat, and conduct first-stage fire extinguishing: Extinguish flames without panicking and only after the tremors subside.
3. Acting in haste results in injuries: Beware of shattered glass, and do not rush outside unless it is absolutely necessary.
4. Open a door or window: Secure an exit so that you can evacuate quickly after the tremors subside.
5. Do not go near gates or fences: Since brick walls may crumble, do not go near them.
6. Evacuate when there is a fire or tsunami: If there is a threat to your safety, get to a safe area such as a temporary meeting site or elevated place.
7. Correct information leads to appropriate action: Obtain accurate reports from the radio, TV, fire department, the City Office or other official sources before you act.
8. Check the safety of others: Check the safety of your family members, and then check on the safety of your neighbors.
9. Cooperate in rescue and relief activities: Work with your neighbors to help anyone buried under structures that have collapsed or toppled over.
10. Check your electricity and gas for safety before you evacuate: Turn off the circuit breaker and close the main gas valve when evacuating.

A useful safety and security handbook on disaster prevention and crime prevention is available here:

[http://www.city.taito.lg.jp/index/kurashi/bosai/anzen\\_ansin\\_handbook.html](http://www.city.taito.lg.jp/index/kurashi/bosai/anzen_ansin_handbook.html)

The website can also be accessed from here.



# Are You Familiar with the Tokyo Child-Raising Support Passport?

## (1) What is the Tokyo Child-Raising Support Passport?

This “passport” is to support those who are raising children. Passport holders can take advantage of various services for infants and toddlers, such as hot water for baby formula and provision of space to change diapers, as well as shopping discounts.

Companies and shops that want to support people raising children offer various services for childrearing households and expectant mothers out of goodwill.

## (2) Who is eligible?

Taito City residents with children of junior high school age or younger, and expectant mothers.

## (3) How to use the passport

- Look for a cooperating shop in Tokyo with the identifying sticker shown at right, and tell them you would like to use the special services.
- You may be asked to show this passport, documentation to confirm your child’s age, and your *Mother and Child Health Handbook (Boshi Kenko Techo)*.
- Read the rules of use on the website, indicate your agreement and use the service.



## (4) How to obtain your passport

You can download a digital passport from the operating site below that can be used through your smartphone or the like.

**Note:** If you would like a printed passport, please file an application at the Family Registration Residents’ Service Section, your local residents’ office (including annexes), Taito Health Center, Asakusa Health Consultation Center, or the Child-Rearing & Youth Support Section service counter.

## (5) Locations where the passport can be used

The Tokyo Child-Raising Support Passport can also be used across Japan in stores with the identifying mark shown at right. Please note that services, eligible ages and other factors may vary with each prefecture and shop. Please confirm details through the local government’s website or that of Japan’s Cabinet Office.

For more information, please visit the website below. You can also search for cooperating shops in Tokyo through this website.



**Tokyo Child-Raising Support Passport website:** <http://kosodate.pass.metro.tokyo.jp/>

**Inquiries:** Planning Section, Declining Birth Rate Countermeasures Division, Bureau of Social Welfare and Public Health, Tokyo Metropolitan Government, **Tel:** 03-5320-4115



The website can also be accessed from here.

